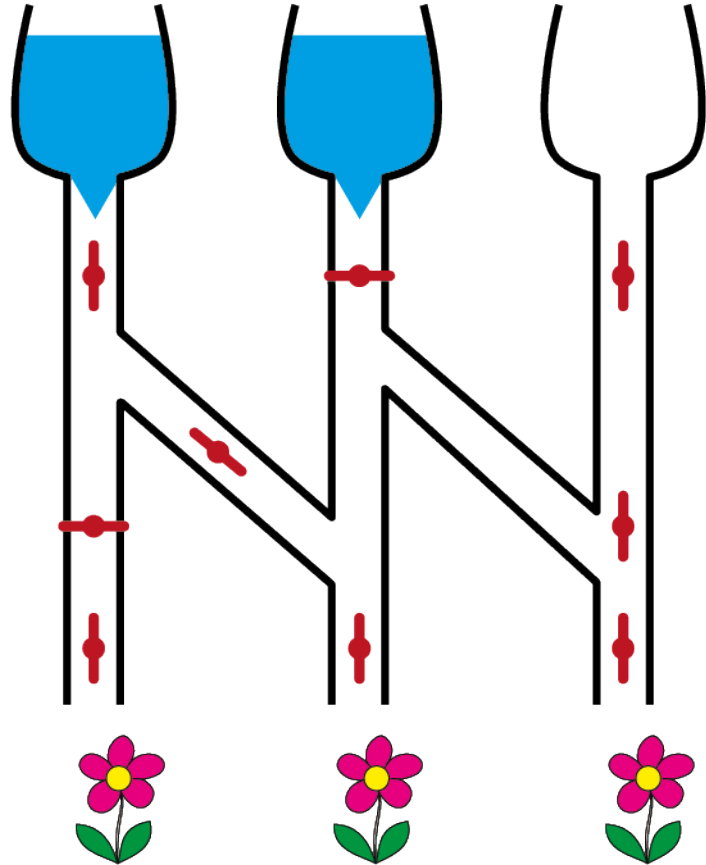
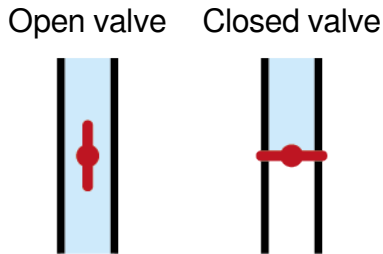




Watering


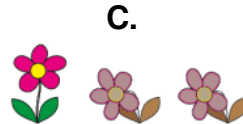




The picture on the right shows how a watering system is connected. The system consists of tubes and valves. Water only flows through open valves.



QUESTION

Which flowers will get water?





Полив

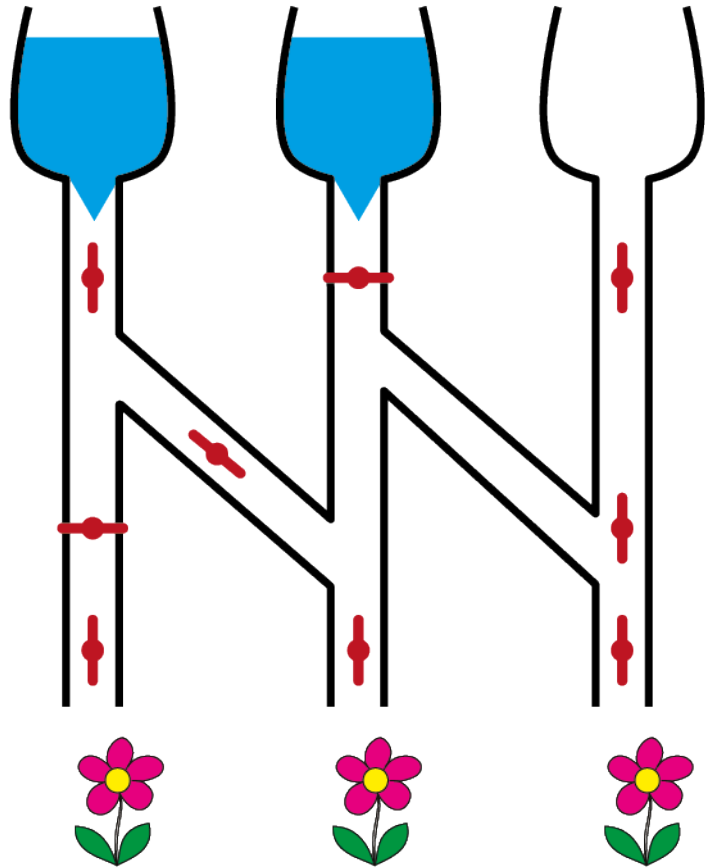


На малюнку праворуч показано, як підключається система поливу. Система складається з труб і клапанів. Вода тече тільки через відкриті вентилі.

Відкритий вентиль


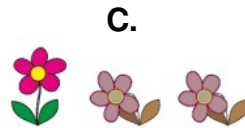




Закритий вентиль



Питання

На які квіти потрапить вода?





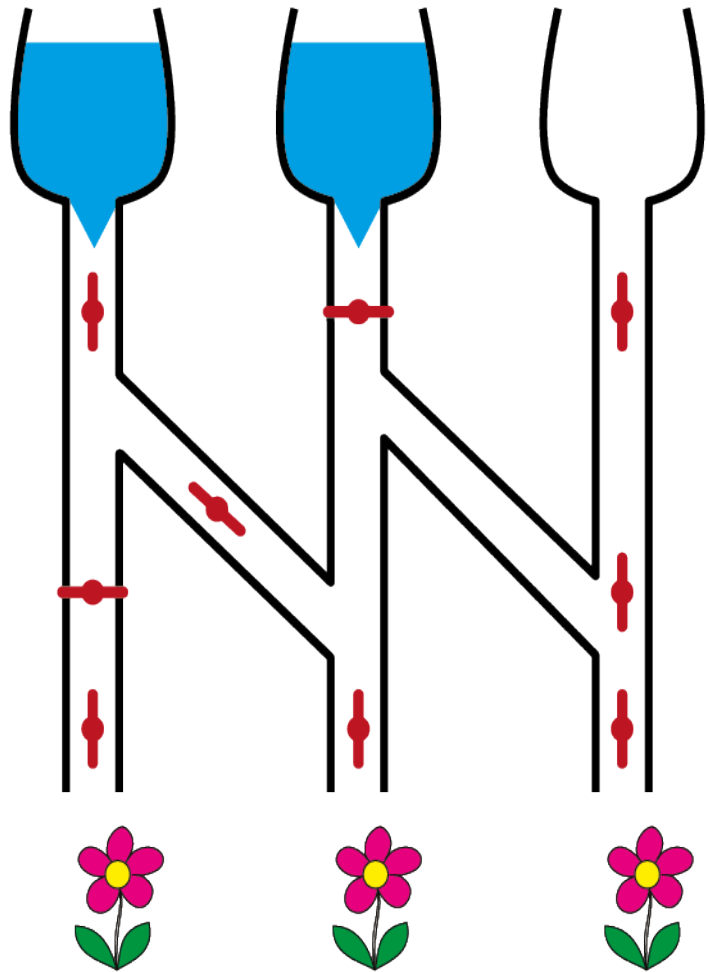
Uisceú



Léiríonn an pictiúr ar dheis conas a cheanglaítear cóir-uisce. Tá píobáin agus comhlaí sa chóras. Ní théann uisce ach trí chomhlaí atá ar oscailt.



Comhla atá ar oscailt

Comhla atá dúnta



CEIST

Cé acu de na bláthanna a gheobhaidh uisce?



Computational thinking resources for teachers by Maynooth University – pact.cs.nuim.ie
 Original © 2014 Bebras, modifications © 2022 Maynooth University, Licence: CC-BY-NC-SA 4.0
 Aistriúchán Gaeilge arna mhaoiniú ag COGG

